

Milliken

ASIA QUICK SHIP

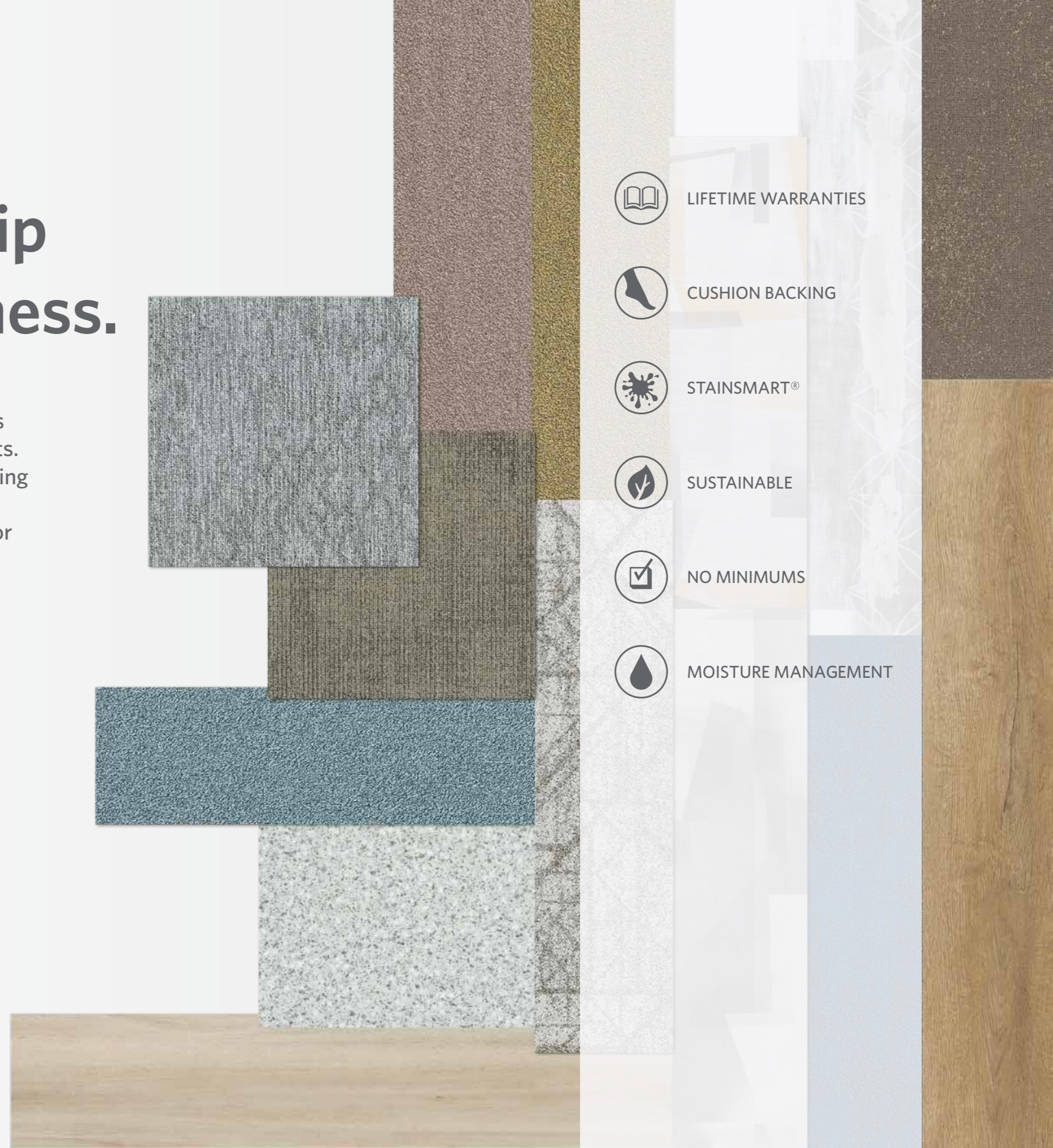
SPRING 2024

Milliken®

The Easiest Quick Ship Program In The Business.

Offering 2 different lead times of 2 days and 2 weeks, Milliken's Quick Ship program offers fast delivery of your favorite products. A total of 103 unique SKU's offers inspirational shopping, allowing you to browse by color or style. Available in tile, and affordable price points, Milliken's Quick Ship program is the best choice for trusted, fast delivery.

Overview	4-9
Installation Ideas	
- Light Gray Tone	10-35
- Beige Tone	36-63
- Medium Gray Tone	64-93



LIFETIME WARRANTIES



CUSHION BACKING



STAINSMART®



SUSTAINABLE



NO MINIMUMS




MOISTURE MANAGEMENT


Milliken's 2-Day Quick Ship Program At A Glance | Modular Carpet

Tile Size: 500mm* 500mm for tile ; 250mm x 1000mm for plank.


Building Blocks C 2.0 BASICS



COS79-174 DIM GREY*



COS118-174 FLINT GREY*



COS13-180 ASH GREY*



COS141-180 PISTACHIO GREY



COS123-19 ELECTRIC BLUE

Cornerstone PATTERNS



KST153-174 GRANITE*



KST180-234 ROOT*



KST271-94 EARTH*



ELM153-174 GRANITE*




ELM180-234 ROOT*



ELM271-94 EARTH*

Hues 2.0 GRADATIONS



SHA135-6-13 SAFFRON*



SHA200-207-44 LAKE*



SHA141-6-144 CHARTREUSE*



SAT144-6-135 SAFFRON



SAT6-144-141 CHARTREUSE



SAT44-207-200 LAKE

Formwork 2.0 SOLIDS



FWK121 PLYWOOD*



FWK144 ALUMINUM*



FWK13 PILLAR*



FWK125 TEAL



FWK105 ZEST



FWK103-141 PISTACHIO



FWK128 HARVEST




FWK169 SASH



FWK159-183 ELECTRIC

City Proper 2.0 SOLID TEXTURES



ECC174 EMPIRE



ECC180 BROADWAY



ECC251 SUBURB

Design Destinations SOLIDS



STF251
SOFT HORIZON



STF217
SOFT GOLD



CLF217-120-188
GOLD FUSED



CLF212-261-262
POSITIVE FUSED



CLF209-79-140
HORIZON FUSED




CLF251-141-230
VERTICAL FUSED

Retrofit PLANK FIELD




LF180 FIX*



LF251 FINE TUNE*



LF13 TRIM*



OL161-13
TRIM



FS27-196
ISLAND BREEZE

Nature Supply ORGANIC PATTERNS




FS180-153
FOG*



FS119-6
STORM*



FS153-174
THUNDER*



FS153-188
INCA GOLD



FS153-189
TROPICS



FS202-209
WILD FERN



FS27-196
ISLAND BREEZE

NEW Air Born ORGANIC PATTERNS



DFT6-209
ASH^



DFT251-217
SAND^



DFT206-217
HAZEL



DFT128-209
FLORA



DFT125-209
BAYOU



DFT157-209
AERO

Major Frequency One TEXTURES



VBN79-152
STRIDENT



VBN209-118
TREMOR

Fine Detail METALLICS



MJY144-173
THIMBLE



MJY105-173
SPUN GOLD

Heavy Meta HIGH TEXTURES



FDR259-220
WEATHERED



ALY259-220
WEATHERED

Quantity: **QS**

5.5-200m² / Pattern

^ 5.5-500m² / Pattern

* 5.5-1,000m² / Pattern

Milliken's 2-Day Quick Ship Program At A Glance | Luxury Vinyl Tile

Metro Park Wood | RIGIDFORM™ SPC
Tile Size: 181.4mm x 1235mm



BEH21-121 GROVE



PKK121-204 DEW



GOK22 AMBER

Mixed Formations - Made of Wood | FLEXFORM™ LVT
Tile Size: 184.15mm x 1219.2mm / 228.6mm x 1524mm * Tan




GDK204 BEIGE



GDK211 TAN



HAT121 CARMEL



*GUN210-206-211 Tan

Quiet Woods | FLEXFORM™ SOUND LVT
Tile Size: 250mm x 1500mm



LAT211 BLONDE



LAB204 SANDTONE

Lumenology | FLEXFORM™ LVT
Tile Size: 250mm x 1000mm



LLS144 REVEAL



LLW209-189 LUCENT



LRF13-12 SHAFT



LRF209-144 SHINE

Repurposed Materials | FLEXFORM™ LVT
Tile Size: 228.6mm x 1524mm



WS209 BLEND



WS153 SWATCH



OP209-215 INTERLACED



EER234-209-215 DIAGRAM



EER217-44-251 SALVAGE

Metro Park Stone | RIGIDFORM™ SPC
Tile Size: 457mm x 914 mm



SLA209 MICA



ASA209 FAIRMOUNT



CKB5 META



ASA180 BOATHOUSE


Mixed Formations -Made of Stone | FLEXFORM™ LVT
Tile Size: 457mm x 914 mm



PSL217 TAUPE



CLF209-215 BEIGE



OPF250-217 CHROME



PSL153 NICKEL

Ships within: **2 Working Days** **QS**
Quantity: 500m² / Pattern
For all LVT products

Milliken's 2-Week Quick Ship Program At A Glance | Modular Carpet

Tile Size: 500mm* 500mm for tile ; 250mm x 1000mm for plank.


Building Blocks C 2.0 BASICS



CON13-180 ASH GREY




CPR13-180 ASH GREY



CPN13-180 ASH GREY



CEM13-180 ASH GREY




COS13-180 ASH GREY



CON118-174 FLINT GREY



CPR118-174 FLINT GREY



CPN118-174 FLINT GREY



CEM118-174 FLINT GREY



COS118-174 FLINT GREY

Ships within: **2 Working Weeks** **QS**
Quantity: 6-2000m² / Pattern

Retrofit PLANK FIELD



LF13 TRIM



SF13 TRIM

Ships within: **2 Working Weeks** **QS**
Quantity: 5.5-2000m² / Pattern

Nature Supply ORGANIC PATTERNS



FS180-153 FOG



FS153-174 THUNDER




FR180-153 FOG



FR153-174 THUNDER

Ships within: **2 Working Weeks** **QS**
Quantity: 5.5-2000m² / Pattern

QUICKSHIP PROGRAM
Light Grey Tone



- 1. LLW209-189 LUCENT
- 2. PSL217 TAUPE
- 3. STF251 SOFT HORIZON
- 4. FWK144 ALUMINUM

- 5. SHA141-6-144 CHARTREUSE
- 6. ELM180-234 ROOT
- 7. FS202-209 WILD FERN
- 8. FS180-153 FOG

- 9. LRF209-144 SHINE
- 10. SLA209 MICA
- 11. EER234-209-215 DIAGRAM
- 12. OP209-215 INTERLACED

- 13. CLF209-215 BEIGE
- 14. KST180-234 ROOT

CARPET TILE

Cornerstone




KST180-234 ROOT

Hues 2.0



SHA141-6-144 CHARTREUSE

Building Blocks C 2.0



COS13-180 ASH GREY

City Proper 2.0



ECC180 BROADWAY

Formwork 2.0




FWK144 ALUMINUM



ELM180-234 ROOT



SAT6-144-141 CHARTREUSE



COS141-180 PISTACHIO GREY

Design Destinations



STF251 SOFT HORIZON

Retrofit



LF180 FIX

Nature Supply



FS180-153 FOG



FS202-209 WILD FERN

Major Frequency One



VBN209-118 TREMOR

Air Born



DFT6-209 ASH



DFT125-209 BAYOU



DFT157-209 AERO

ACCENT COLOR

Design Destinations



CLF217-120-188 GOLD FUSED



CLF212-261-262 POSITIVE FUSED



CLF209-79-140 HORIZON FUSED



CLF251-141-230 VERTICAL FUSED

Formwork 2.0




FWK105 ZEST



FWK128 HARVEST



FWK169 SASH



FWK103-141 PISTACHIO



FWK125 TEAL



FWK159-183 ELECTRIC

LUXURY VINYL TILE

Metro Park Stone



SLA209 MICA



ASA209 FAIRMOUNT

Repurposed Materials



EER217-44-251 SALVAGE



EER234-209-215 DIAGRAM



OP209-215 INTERLACED



WS153 SWATCH



WS209 BLEND

Mixed Formations - Made of Stone



PSL217 TAUPE



CLF209-215 BEIGE

Lumenology



LLS144 REVEAL



LLW209-189 LUCENT



LRF209-144 SHINE



LRF13-12 SHAFT

QUICKSHIP PROGRAM
Light Grey Tone

NEW

WORK STATION



DFT6-209
ASH



DFT125-209
BAYOU



NEW

COLLABORATION AREA



DFT6-209
ASH



DFT157-209
AERO



WORK STATION




COS141-180 PISTACHIO GREY



SHA141-6-144 CHARTREUSE



FWK103-141 PISTACHIO




SAT6-144-141 CHARTREUSE



COLLABORATION AREA



ELM180-234 ROOT



COS141-180 PISTACHIO GREY



FS180-153 FOG



FS202-209 WILD FERN



COLLABORATION AREA



CLF212-261-262
POSITIVE FUSED



CLF209-79-140
HORIZON FUSED



CLF251-141-230
VERTICAL FUSED



MEETING ROOM



LF180 FIX



CLF217-120-188
GOLD FUSED



LLW209-189
LUCENT



COLLABORATION AREA

LF180 FIX

CLF251-141-230
VERTICAL FUSED

EER234-209-215
DIAGRAM

MEETING ROOM




VBN209-118
TREMOR



STF251
SOFT HORIZON



CORRIDOR



FWK159-183 ELECTRIC



SHA141-6-144 CHARTREUSE



COS13-180 ASH GREY



CAFE



EER234-209-215
Diagram



OP209-215
Interlaced



WS209 Blend



BOUTIQUE STORE



PSL217 TAUPE



CLF209-215 BEIGE



QUICKSHIP PROGRAM
Beige Tone



- 1. ECC251 SUBURB
- 2. SHA200-207-44 LAKE
- 3. FWK121 PLYWOOD
- 4. FDR259-220 WEATHERED

- 5. CLF212-261-262 POSITIVE FUSED
- 6. KST271-94 EARTH
- 7. SAT44-207-200 LAKE
- 8. MJY105-173 SPUN GOLD

- 9. PCK121-204 DEW
- 10. GOK22 AMBER
- 11. GUN210-206-211 TAN
- 12. GOK22 AMBER

- 13. GDK204 BEIGE
- 14. BEH21-121 GROVE
- 15. OPF250-217 CHROME

CARPET TILE

Cornerstone



KST271-94 EARTH




ELM271-94 EARTH

Hues 2.0



SHA200-207-44 LAKE



SAT44-207-200 LAKE

Formwork 2.0



FWK121 PLYWOOD

City Proper 2.0



ECC251 SUBURB

Heavy Meta



FDR259-220 WEATHERED



ALY259-220 WEATHERED

Retrofit



LF251 FINE TUNE

Design Destinations



STF217 SOFT GOLD

Fine Detail



MJY105-173 SPUN GOLD

Air Born



DFT251-217 SAND



DFT206-217 HAZEL



DFT128-209 FLORA

ACCENT COLOR

Design Destinations



CLF217-120-188 GOLD FUSED



CLF212-261-262 POSITIVE FUSED



CLF209-79-140 HORIZON FUSED



CLF251-141-230 VERTICAL FUSED

Formwork 2.0




FWK105 ZEST



FWK128 HARVEST



FWK169 SASH



FWK103-141 PISTACHIO




FWK125 TEAL



FWK159-183 ELECTRIC

LUXURY VINYL TILE

Mixed Formations -Made of Stone



OPF250-217 CHROME

Metro Park Wood



BEH21-121 GROVE



PKK121-204 DEW

Quiet Woods



LAT211 BLONDE



LAB204 SANDTONE

Mixed Formations - Made of Wood



GDK204 BEIGE



GDK211 TAN



HAT121 CARAMEL



GUN210-206-211 TAN

QUICKSHIP PROGRAM
Beige Tone

NEW

COLLABORATION AREA



DFT6-209
ASH



DFT206-217
HAZEL



DFT128-209
FLORA



DFT125-209
BAYOU



DFT157-209
AERO



NEW

WORK STATION



BEH21-121
GROVE



DFT128-209
FLORA



WORK STATION



LF251
FINE TUNE



CLF212-261-262
POSITIVE FUSED



STF217
SOFT GOLD



WORK STATION



KST271-94 EARTH



SHA200-207-44 LAKE



SAT44-207-200 LAKE



MEETING ROOM



ALY259-220
WEATHERED



MJY105-173
SPUN GOLD



WORK STATION



KST271-94 EARTH



FWK125 TEAL



ELM271-94 EARTH




FWK159-183 ELECTRIC



COLLABORATION AREA



FWK105 ZEST



SAT44-207-200 LAKE



ELM271-94 EARTH



PANTRY



GDK211 TAN

GUN210-206-211 TAN



CLASSROOM

LAB204
SANDTONE

LAT211
BLONDE

COLLABORATION AREA



LAB204 SANDTONE



ALY259-220 WEATHERED



CAFE

COFFEE	2.5
ESPRESSO	2.5
MACCHIATO	3
CAPPUCCINO	3.5
LATTE	4
MOCHA	5
HAND POURED COFFEE	5
TEA	3.5

BEH21-121
GROVE

GOK22
AMBER

PKK121-204
DEW



BOUTIQUE STORE




OPF250-217
CHROME



QUICKSHIP PROGRAM

Medium Gray Tone



- 1. COS123-19 ELECTRIC BLUE
- 2. SAT144-6-135 SAFFRON
- 3. SHA135-6-13 SAFFRON
- 4. ECC174 EMPIRE

- 5. FS27-196 ISLAND BREEZE
- 6. KST153-174 GRANITE
- 7. CLF209-79-140 HORIZON FUSED
- 8. CKB5 META

- 9. PSL153 NICKEL
- 10. LF13 TRIM
- 11. ASA180 BOATHOUSE
- 12. OL161-13 TRIM

- 13. FS119-6 STORM
- 14. VBN79-152 STRIDENT
- 15. MJY144-173 THIMBLE
- 16. FS153-188 INCA GOLD
- 17. FS153-189 TROPICS

CARPET TILE

City Proper 2.0



ECC174 EMPIRE

Cornerstone



KST153-174 GRANITE



ELM153-174 GRANITE

Hues 2.0



SHA135-6-13 SAFFRON




SAT144-6-135 SAFFRON

Formwork 2.0



FWK13 PILLAR

Building Blocks C 2.0



COS79-174 DIM GREY



COS118-174 FLINT GREY



COS123-19 ELECTRIC BLUE

Retrofit



LF13 TRIM



OL161-13 TRIM

Nature Supply




FS153-174 THUNDER



FS119-6 STORM



FS153-188 INCA GOLD



FS153-189 TROPICS



FS27-196 ISLAND BREEZE

Major Frequency One



VBN79-152 STRIDENT

Fine Detail



MJY144-173 THIMBLE

LUXURY VINYL TILE

Metro Park Stone



CKB5 META



ASA180 BOATHOUSE

Mixed Formations - Made of Stone



PSL153 NICKEL

ACCENT COLOR

Design Destinations



CLF217-120-188 GOLD FUSED



CLF212-261-262 POSITIVE FUSED



CLF209-79-140 HORIZON FUSED



CLF251-141-230 VERTICAL FUSED

Formwork 2.0



FWK105 ZEST



FWK128 HARVEST



FWK169 SASH



FWK103-141 PISTACHIO



FWK125 TEAL



FWK159-183 ELECTRIC

QUICKSHIP PROGRAM
Medium Grey Tone

NEW

MEETING ROOM



LF13 TRIM



WRW251-217
SAND



WORK STATION



ELM153-174 GRANITE



COS118-174 FLINT GREY



WORK STATION



FS27-196
ISLAND BREEZE



FS119-6
STORM



MEETING ROOM



ELM153-174 GRANITE



ECC251 SUBURB



MEETING ROOM

LF13 TRIM

OL161-13 TRIM

CLF209-79-140
HORIZON FUSED



EXECUTIVE OFFICE



CLF209-79-140
HORIZON FUSED



CLF217-120-188
GOLD FUSED



LF13 TRIM



WORK STATION



CLF212-261-262
POSITIVE FUSED



CLF251-141-230
VERTICAL FUSED



LF13 TRIM



WORK STATION



FDR259-220
WEATHERED




COS118-174 FLINT GREY



PSL153 NICKEL



WORK STATION



MJY144-173 THIMBLE
MJY105-173 SPUN GOLD
LF251 FINE TUNE



EER234-209-215
Diagram



BOUTIQUE STORE



OPF250-217
CHROME



CAFE



WS153
SWATCH

WS209
BLEND

OP209-215
INTERLACED



LIBRARY



PSL153 NICKEL



OPF250-217 CHROME



COLLABORATION AREA



FWK13 PILLAR



FWK105 ZEST



FWK159-183 ELECTRIC



Milliken®

Customer Service 86 21 61455588
customerservice.ch@milliken.com

millikenfloors.com | © 2024 Milliken & Company | Made in Asia